


15 Channel Timer 2 SixShooter Blown Alcohol (Dual Start) Hookup Diagram



Warning!!! Do not plug the red plug into the 8168 female amp plug with black and gray wires. This will fry the timer and 8168.

EM POWER
MODULE



Grey 2 pin
Deutch Connector

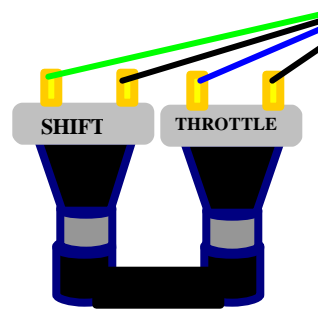
Or other 12v
power source

15 Channel Timer Module



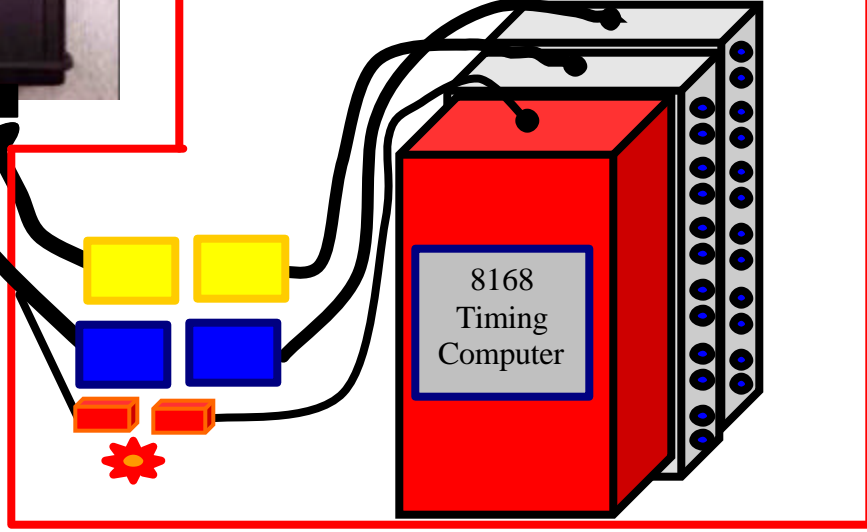
Timing Control

Timer Channels 6 – F control the six shooter.
Channels 6-8 are triggered by the throttle.
9-F are triggered by the shift.



EM Dual Start Air Switch

22 Pin
Harness,
custom
lengths
made to
order



Grey 8 pin
Deutch Connector

Fuel System Control

Timer Channels 1 – 5 control air valves.
Channels 1-5 are triggered by the throttle.
These air outputs can be used to control fuel valves on the car.

